

Multi-use flexible joint grout

# PCI Nanofug® Premium

for all tiles and natural stones

## Fields of application

- For indoor and outdoor use.
- For walls and floors.
- For joint width from 1 - 10 mm.
- For all ceramic tiles, glass mosaic and glass tiles.
- For all natural stones.
- In residential areas, bathrooms, showers, on balconies, terraces, facades, in public and commercial areas subject to frequent wetness,

e.g. shower facilities, saunas, toilets.  
In showrooms and presentation areas.

- On heated screeds, dry screeds, precast concrete elements, plasterboards, gypsum blocks, particle boards, wooden floorboards and areas subject to extreme variations in temperature.

## Features and benefits

- Easy-to-clean effect for easier cleaning.
- Increased resistance against acidic household cleaners.
- Improved protection against certain types of mildew and microorganisms.
- Convenient working within approx. 40 minutes.
- Fast setting, but no hardening on the surface.
- Fine surface and brilliant colouring.
- Corresponds to CG2 WA to DIN 13888:2009.
- Very low emissions, GEV-EMICODE EC1 Plus R.
- Low in chromates.

# PCI®

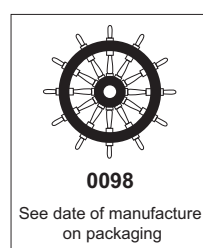
## Für Bau-Profis

A brand of BASF – We create chemistry



PCI Nanofug Premium  
Baustoffklasse DIN 4102-A2  
nichtbrennbar

Class  
**CG2WA**  
to  
**EN 13888**





20 white



43 pergamon



44 topas




23 light grey



16 silver grey




18 manhattan



21 grey



22 sand grey



31 cement grey



19 basalt




47 anthracite



61 slate grey



40 black




11 jasmine



12 anemone




27 jura beige



02 bahama beige



53 ochre



03 caramel



54 maple



55 nut brown



56 terra brown



57 fawn brown




05 mid brown



58 mahagony



59 mocha



41 dark brown



60 black brown

Slight variations in colour may be possible due to printing.

## Colours

Colours	5 kg pail/*15 kg bag stock no.
02 Bahama beige	3007/3
03 Caramel	3015/8
05 Mid brown	3013/4
11 Jasmine	3008/0
12 Anemone	3014/1
16 Silver grey*	3000/4
18 Manhattan	3005/9
19 Basalt*	3006/6
20 White	3003/5
21 Grey*	3004/2
22 Sand grey*	3017/2
23 Light grey	3009/7
27 Jura beige	3029/5
31 Cement grey*	3001/1
40 Black	3011/0
41 Dark brown	3012/7
43 Pergamon	3010/3
44 Topas	3016/5
47 Anthracite*	3002/8
53 Ochre	3022/6
54 Maple	3030/1
55 Nut brown	3031/8
56 Terra brown	3032/5
57 Fawn brown	3033/2
58 Mahagony	3034/9
59 Mocha	3035/6
60 Black brown	3036/3
61 Slate grey	3037/0

## Technical data

### Material

Material base	Dry grout mix with elastifying polymers. No harmful silica dust during the application.
Components	single component
Consistency	powder
Shelf life	min. 12 months; store dry, no permanent storage over +30°C
Packaging size	5 kg pail

## Technical data

### Application

Joint width	1 to 10 mm, 10 - 20 mm when blended with 25% of silica sand F 32 (0.1 to 0.4 mm)
Consumption	
- tiles 30 x 30 cm (at joint width 5 mm and depth 8 mm)	approx. 400 g/m <sup>2</sup>
- tiles 20 x 20 cm (at joint width 5 mm and depth 8 mm)	approx. 600 g/m <sup>2</sup>
- medium mosaic 5 x 5 cm (at joint width 2 mm and depth 6 mm)	approx. 700 g/m <sup>2</sup>
- split tiles 24 x 11.5 cm (at joint width 8 mm and depth 10 mm)	approx. 1500 g/m <sup>2</sup>
Coverage	5 kg pail covers approx. 12.5 m <sup>2</sup>
- tiles 30 x 30 cm (at joint width 5 mm and depth 8 mm)	
- tiles 20 x 20 cm (at joint width 5 mm and depth 8 mm)	8.3 m <sup>2</sup>
- medium mosaic 5 x 5 cm (at joint width 2 mm and depth 6 mm)	7.1 m <sup>2</sup>
- split tiles 24 x 11.5 cm (at joint width 8 mm and depth 10 mm)	3.3 m <sup>2</sup>
Gauging water for	
- 1 kg powder	approx. 230 ml approx. 270 ml for colour white approx. 190 ml for colour black
- 5 kg pail	approx. 1150 ml approx. 1350 ml for colour white approx. 950 ml for colour black
Processing temperature	+5°C to +25°C (substrate temperature)
Slake time	approx. 3 minutes
Processing time*	approx. 40 minutes
Curing times*	
- walkable after	approx. 2 hours
- able to bear weight after	approx. 24 hours
Temperature resistance	-20°C to +80°C

\* At +23°C and 50% relative humidity. Higher temperatures reduce, lower temperatures increase the times given.

## Preparation of substrate

- Immediately after setting the tiles, rake joints clean to a uniform depth corresponding to the thickness of the tile. Allow adhesive to set.

## Application procedure

- 1 Fill gauging water (see mixing table) in a clean mixing bucket. Add PCI Nanofug Premium and mix to a creamy, lump-free consistency using a suitable paddle (e.g. from Collomix) attached to an electric drill.
- 2 Leave to stand for approx. 3 minutes and re-mix.
- 3 Work grout into the joints using a rubber grouting float and allow to set. Grout one more time if necessary to produce a flush joint. After the grout has set (finger test) clean tiles with a slightly damp sponge or sponge float.
- 4 Allow grout to dry before removing the remaining film on the tiles with a damp sponge.



Workable grouting within approx. 40 minutes.



Easy to wash, no hardening on the surface.

## Please note

- Do not apply at temperatures below +5°C and above +25 °C or in hot weather, wet conditions and draught.
- Higher temperatures reduce, lower temperatures increase the processing time. Cover newly grouted areas outdoors with a foil to protect the surface from direct sunlight and strong draught.
- An underfloor heating must be switched off when grouting and during the curing process (min. 24 hours).
- A white film on the ceramic tiles which might remain visible after hardening can be removed after 2 to 3 days with a cement stain remover. Prewet joints and tiles thoroughly and wash with lots of water after cleaning.
- Joints might be affected when often and intensively being exposed to acidic cleaning agents or/and long action time of cement-attacking media. The joints should be thoroughly prewet before cleaning and washed off with lots of water after cleaning.
- The grout film on non-slip tiles or floor coverings with a rough surface must be thoroughly removed while still fresh (test grouting and/or test cleaning beforehand).
- In case of polished fully vitrified tiles, colour pigments can solidify in the micropores which might be found in the surface of the tiles. We therefore advise against an intense colour contrast between tile and joint. Grout a small area first if you are uncertain.
- We recommend to use a non-woven cloth for washing sharp-edged tiles.
- Cleaning might require a higher effort when using the colour black.
- Prevent PCI Nanofug Premium from spreading to perimeter joints and adjoining areas by taking appropriate measures such as placing temporary barrier strips before grouting. Remove strips before applying the elastic sealant. Seal joints between tiles, fitted elements and pipe culverts as well as corner joints and connection joints with the elastic sealant PCI Silcofug E or PCI Silcoferm S, use PCI Elritan 100 for facades.
- We recommend to use the same batch number for the same project.
- The original colour may change when mixing PCI Nanofug Premium with silica sand.
- Never add water or wet grout and/or powder to reconstitute a grout mix which has already begun to set.
- Do not use a dry cloth for cleaning as staining might be caused when rubbing hardened grout into the damp joint.
- Grouting in swimming pools should be carried out with PCI Durafug NT or PCI Durapox NT/NT plus. Please contact the PCI technical help-line.
- Use PCI Durafug NT for grouting in potable water tanks.
- Shelf life: min. 12 months; store dry, no permanent storage over +30°C.
- Suitable tools are available from e.g. Collomix GmbH, Horchstraße 2, 85080 Gaimersheim/Germany, [www.collomix.de](http://www.collomix.de).
- Clean tools with water immediately after use; the cured product can only be removed by mechanical scraping.

## Nano technology

For years we have been intensively engaged in the research of Nano structures in cementitious products and we have a variety of analytical possibilities and methods. By examining

the crystal structures of cement hardening from the very first minute the formation of Nano structures within the cement matrix can be observed and effected. The combination of various

kinds of cement and the specific formulation, e.g. with high-quality polymers, light fillers and additives leads to improved and new characteristics of the product.

## Information on the safe use

PCI Nanofug Premium contains cement: Causes serious eye damage. Causes skin irritation. May cause respiratory irritation.  
Keep out of reach of children. Wear protective gloves (e.g. cotton gloves soaked in nitrile) and eye/face protection. Avoid breathing dust.  
IF IN EYES: Rinse cautiously with water for several minutes. Remove contact

lenses, if present and easy to do. Continue rinsing. Get immediate medical advice/attention. IF INHALED: Remove victim to fresh air and keep at rest in a position comfortable for breathing. IF ON SKIN: Wash with plenty of soap and water and put skin cream on (pH value approx. 5.5). IF SKIN IRRITATION OCCURS: Get medical advice/attention.

Take off contaminated clothing and wash it before reuse.  
The product is non-flammable.  
No special fire precautions are therefore required.  
Water hazard class: 1 (self rating).  
Giscode ZP 1  
*For further information: see PCI Material Safety Data Sheet.*

## Services for architects and designers

Consultations at the workplace, supplementary information, testing certificates and sample descriptions can

be requested from professional advisors and at the company headquarters.

## Disposal of emptied PCI sales packaging

PCI participates in an area-wide waste disposal system for sales packaging completely emptied. DSD – Duales System Deutschland (Dual System Germany, contract number 1357509) is

our partner for waste disposal. PCI sales packaging completely emptied can be disposed of via DSD in accordance with the symbol printed on the packaging.



**PCI Augsburg GmbH**  
Piccardstr. 11  
86159 Augsburg  
P.O.B. 10 22 47  
86012 Augsburg  
Germany  
Tel. +49 (821) 59 01-0  
Fax +49 (821) 59 01-372  
[www.pci-augsburg.de](http://www.pci-augsburg.de)



In view of widely varying site conditions and fields of application of our products this technical data sheet is meant to provide general application guidelines only. This information is based on our present knowledge and experience. The customer is not released from the obligation to conduct careful testing of suitability and possible application for the intended use. The customer is obliged to contact the technical help-line for fields of application not expressly stated in the technical data sheet under "Fields of Application". Use of the product beyond the fields of application as stated in the technical data sheet without previous consultation with PCI and possible resulting damages are in the sole responsibility of the customer. All descriptions,

drawings, photographs, data, ratios, weights a.o. stated herein can be changed without advance notice and do not represent the condition of the product as stipulated by contract. It is the sole responsibility of the recipient of our products to observe possible proprietary rights as well as existing laws and provisions. The reference of trade names of other companies is no recommendation and does not exclude the use of products of similar type. Our information only describe the quality of our products and services and are no warranty. Liability is accepted for incomplete or incorrect particulars in our data sheets only in the event of intent or gross negligence, without prejudice to claims under product liability laws. All transactions are subject to our Terms of Sale and Supply.

**Technical Data Sheet No. 273 (April 2019), Any subsequent publication supersedes this edition.**  
German edition November 2018; the latest edition is always available on the Internet under [www.pci-augsburg.de](http://www.pci-augsburg.de)